

Windber
Borough






Paint Township

Pomroy's Corner Area

Connections to the
WAA Interceptor System

Rummel Area

Camp Drive
Pump Station

- Legend**
-  PomroyArea
 -  RummelArea4
 -  Existing Sewers
 -  Force Main
 -  Gravity Sewer
 -  Pressure Sewer

April 2010



PAINT TOWNSHIP

2010 - 2011 Sewer Extension Project

400 0 400 800 Feet 1 inch = 400 feet

